

# BTGRF12 TOWER SERIES REFRIGERATED

COSSIGA

BTGRF12



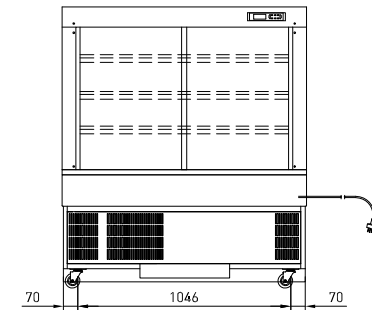
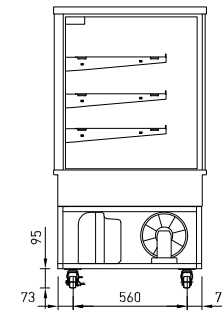
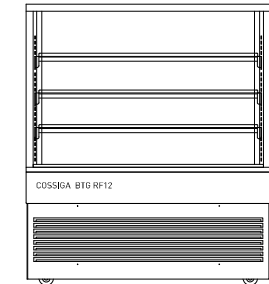
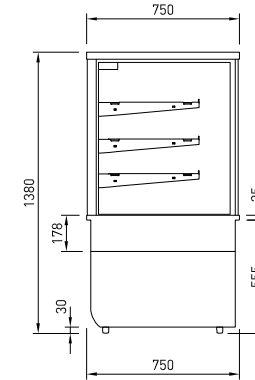
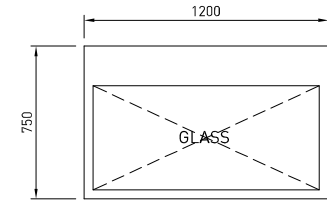
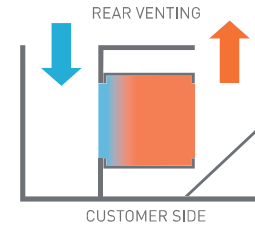
BTGRF12-SD



## PRODUCT FEATURES

- Heated double glazed glass top, sides and front
- Heated rear sub frame
- Argon filled rear doors
- Sliding rear doors
- Solid front or sliding front doors
- Deck forced refrigeration
- Three adjustable shelves - flat or angled
- Ticket strips on shelves and base
- Under shelf and canopy LED lights
- Integral condenser

Maximum shelf load weight 15kg spread evenly  
All units rear venting



REAR VIEW

## CABINET DIMENSIONS & SPECIFICATIONS

Prior to installation see, installation guidelines, ventilation requirements and drainage options documents

MODEL	CABINET			SHELVING WEIGHT KG	SHELVING 3 + BASE	OPERATING TEMP DEG C	SHELF W X D	BASE TRAY W X D	TOTAL FOOD 100MM UNITS	DISPLAY M <sup>2</sup>	INTERNAL VOLUME M <sup>3</sup>	FREQUENCY 50/60 HZ	REFRIGERANT R290	POWER		CONNECTION ELECTRICAL POWER CORD 2200MM		VOLTAGE 220-240V	PACKED FOR SHIPPING			
	LENGTH [MM]	DEPTH [MM]	HEIGHT [MM]											KW 230V	AMP	NZ/AUS 10 AMP	UK 13 AMP		LENGTH [MM]	DEPTH [MM]	HEIGHT [MM]	WEIGHT
BTGRF12 BTGRF12-SD	1200	750	1380	273	3 + BASE	3-5	1090 X 445	1140 x 510	175	2.03	0.60	50/60 HZ	R290	1.27	5.5	3 PIN PLUG	3 PIN PLUG	220-240V	1300	830	1550	279